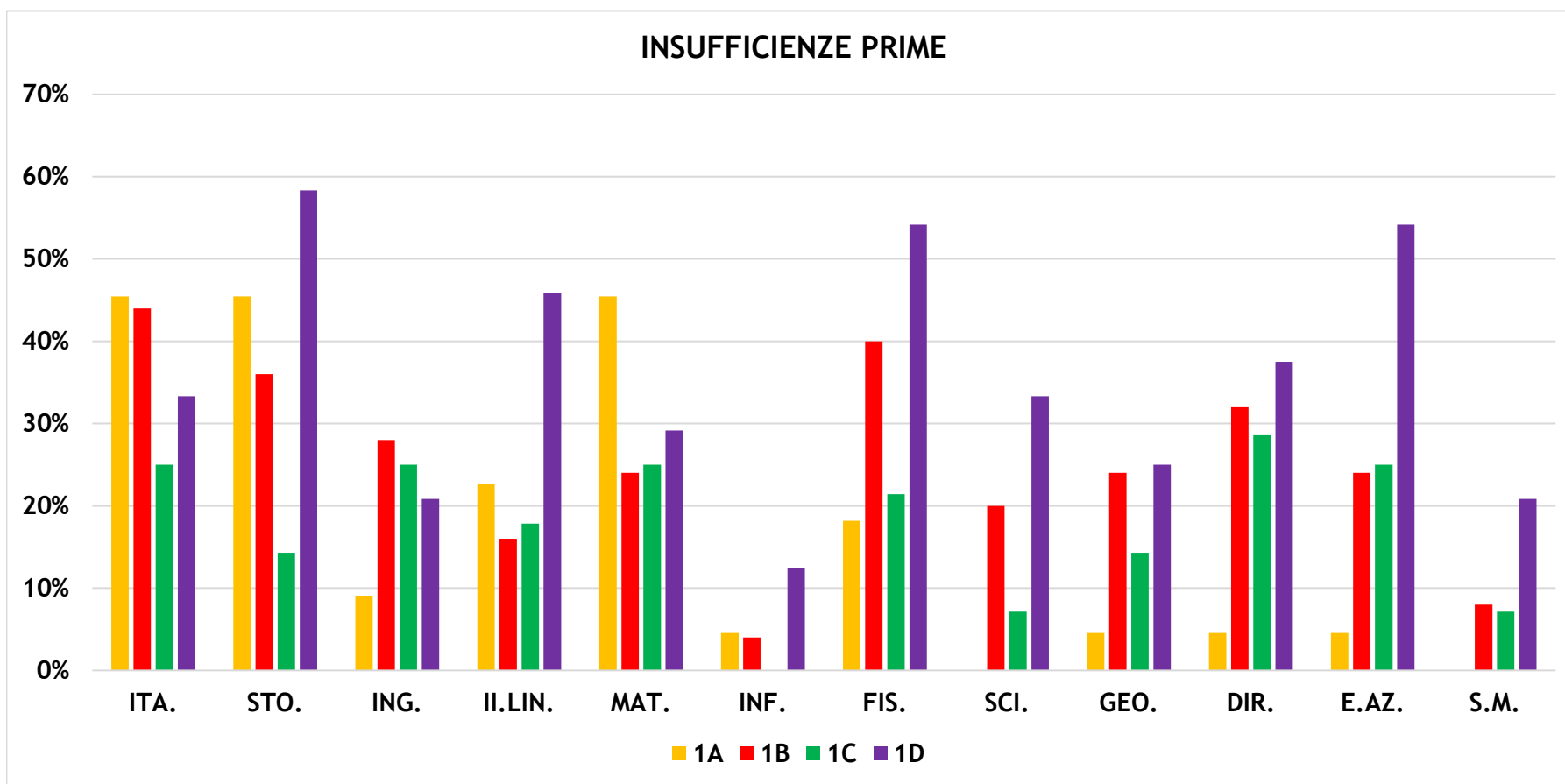


I.T.E a.s 17/18

1[^] QUADRIMESTRE

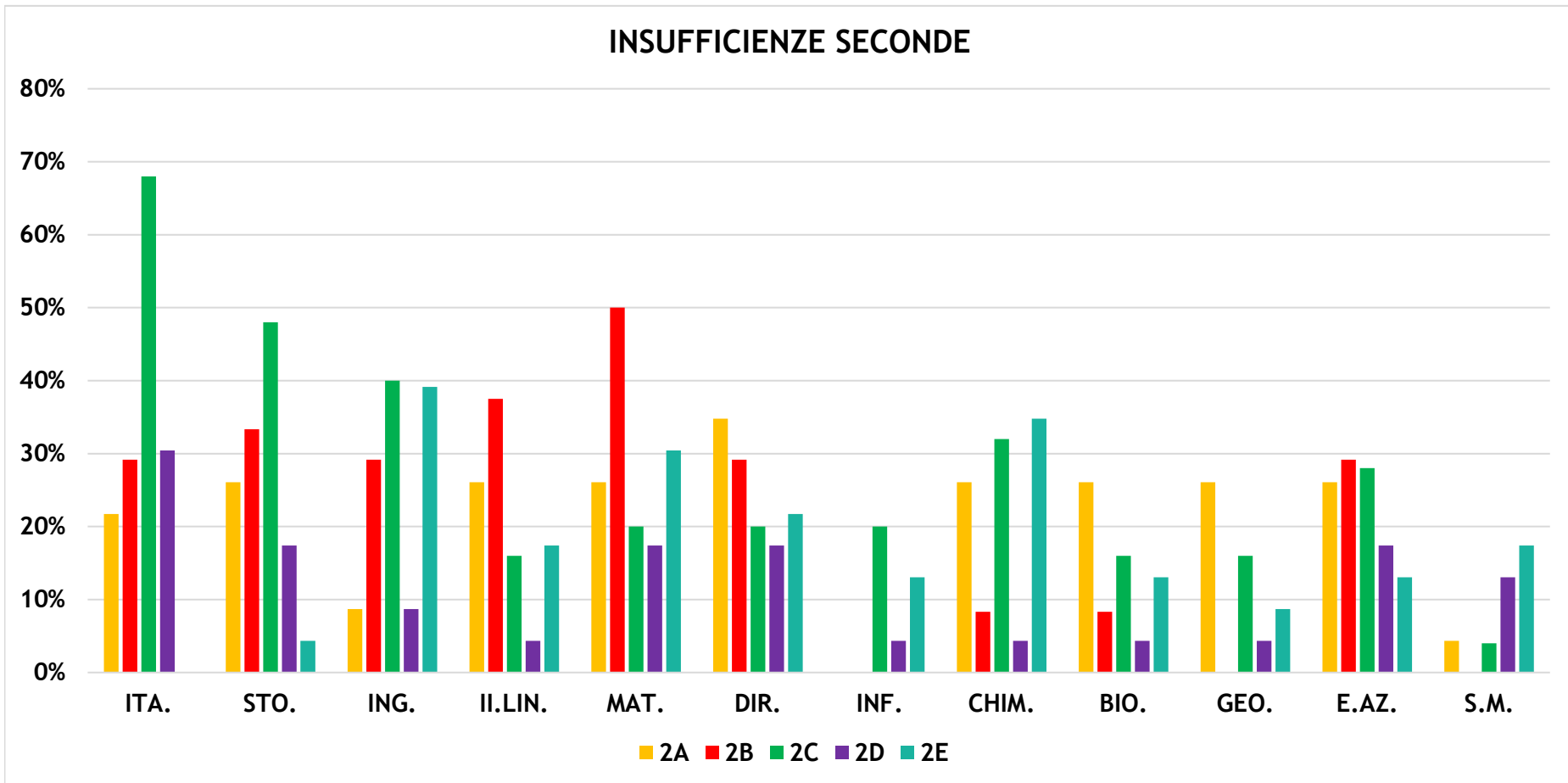
INSUFFICIENZE PRIMO QUADRIMESTRE ITE

CLASSE	ITA.	STO.	ING.	II.LIN.	MAT.	INF.	FIS.	SCI.	GEO.	DIR.	E.AZ.	S.M.
1A	45%	45%	9%	23%	45%	5%	18%	0%	5%	5%	5%	0%
1B	44%	36%	28%	16%	24%	4%	40%	20%	24%	32%	24%	8%
1C	25%	14%	25%	18%	25%	0%	21%	7%	14%	29%	25%	7%
1D	33%	58%	21%	46%	29%	13%	54%	33%	25%	38%	54%	21%
MEDIA	36%	37%	21%	25%	30%	5%	33%	15%	17%	26%	27%	9%



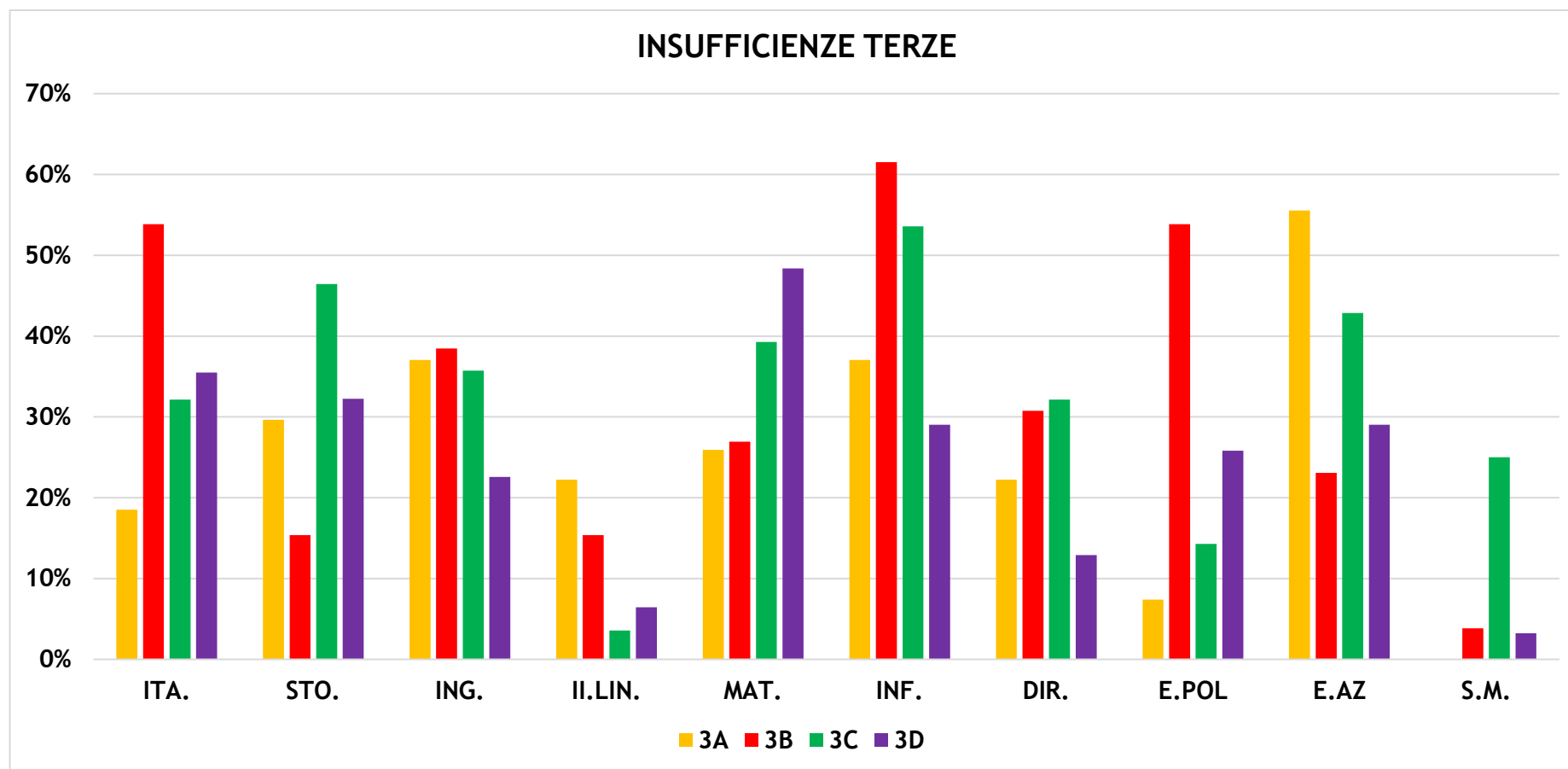
INSUFFICIENZE PRIMO QUADRIMESTRE ITE

CLASSE	ITA.	STO.	ING.	II.LIN.	MAT.	DIR.	INF.	CHIM.	BIO.	GEO.	E.AZ.	S.M.
2A	22%	26%	9%	26%	26%	35%	0%	26%	26%	26%	26%	4%
2B	29%	33%	29%	38%	50%	29%	0%	8%	8%	0%	29%	0%
2C	68%	48%	40%	16%	20%	20%	20%	32%	16%	16%	28%	4%
2D	30%	17%	9%	4%	17%	17%	4%	4%	4%	4%	17%	13%
2E	0%	4%	39%	17%	30%	22%	13%	35%	13%	9%	13%	17%
MEDIA	31%	26%	29%	20%	29%	23%	13%	21%	14%	11%	23%	12%



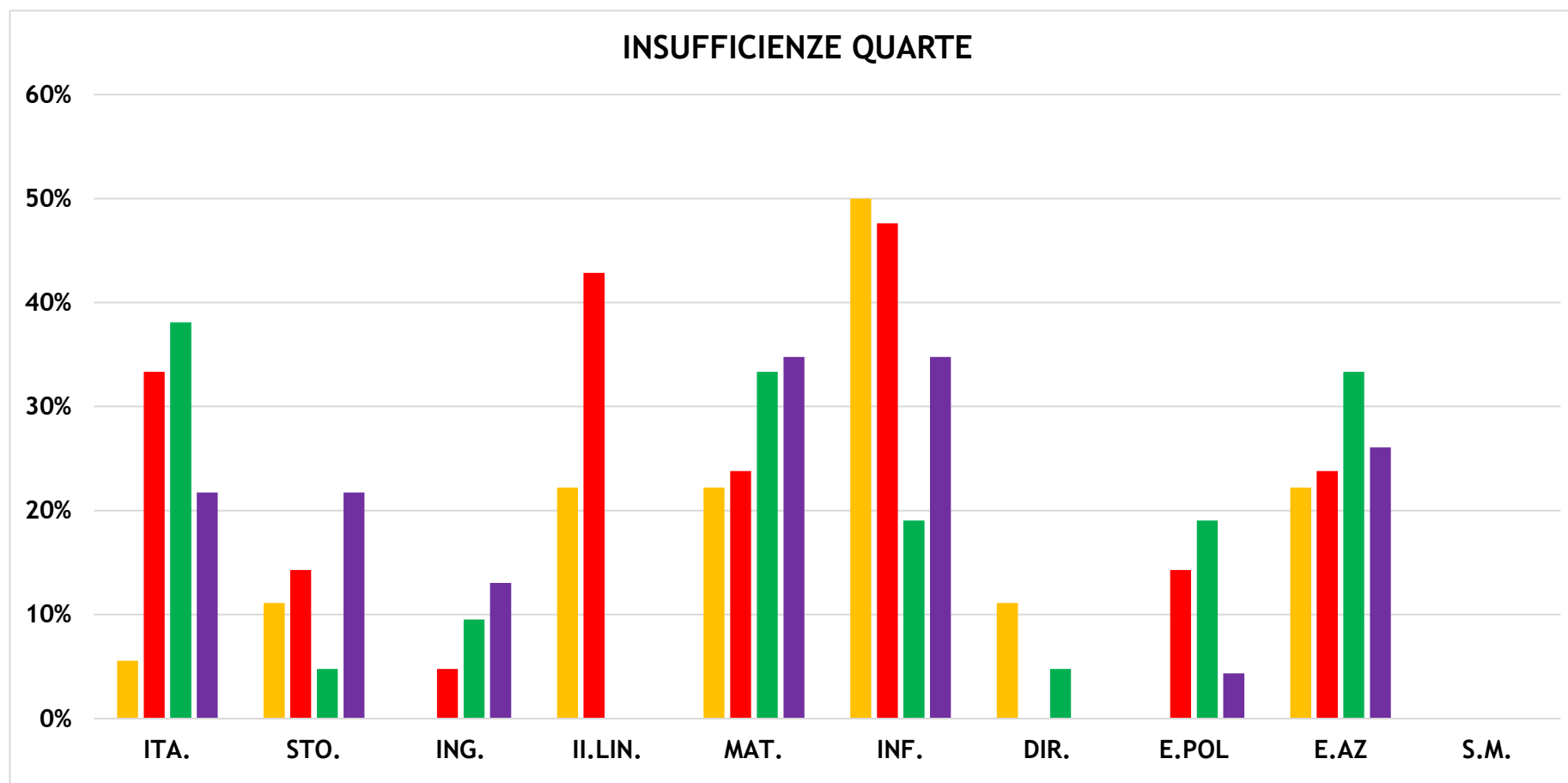
INSUFFICIENZE PRIMO QUADRIMESTRE ITE

CLASSE	ITA.	STO.	ING.	II.LIN.	MAT.	INF.	DIR.	E.POL	E.AZ	S.M.
3A	19%	30%	37%	22%	26%	37%	22%	7%	56%	0%
3B	54%	15%	38%	15%	27%	62%	31%	54%	23%	4%
3C	32%	46%	36%	4%	39%	54%	32%	14%	43%	25%
3D	35%	32%	23%	6%	48%	29%	13%	26%	29%	3%
MEDIA	35%	24%	24%	6%	29%	36%	19%	23%	24%	8%



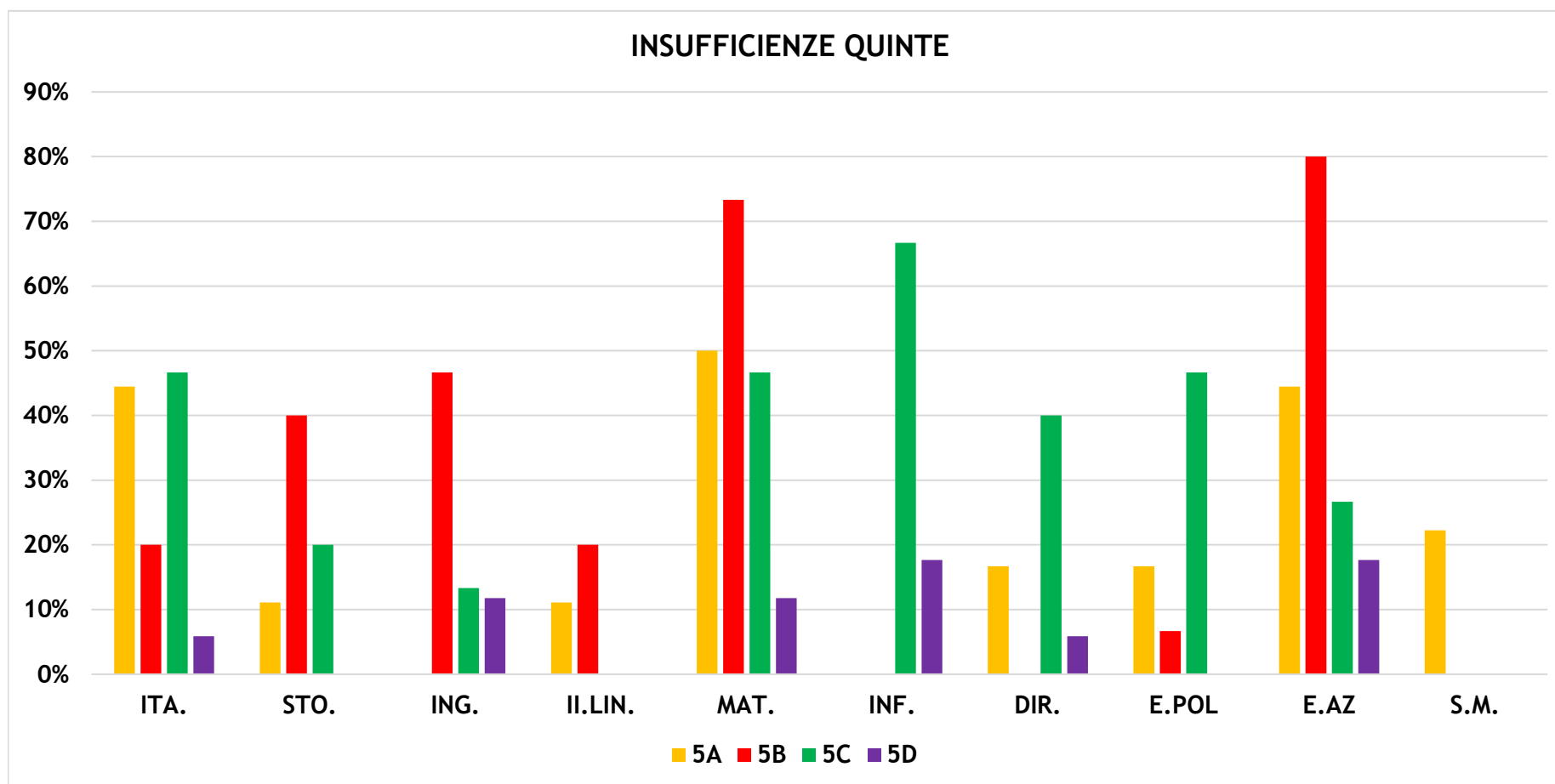
INSUFFICIENZE PRIMO QUADRIMESTRE ITE

CLASSE	ITA.	STO.	ING.	II.LIN.	MAT.	INF.	DIR.	E.POL	E.AZ	S.M.
4A	6%	11%	0%	22%	22%	50%	11%	0%	22%	0%
4B	33%	14%	5%	43%	24%	48%	0%	14%	24%	0%
4C	38%	5%	10%		33%	19%	5%	19%	33%	0%
4D	22%	22%	13%		35%	35%	0%	4%	26%	0%
MEDIA	25%	13%	7%	33%	29%	37%	4%	10%	27%	0%



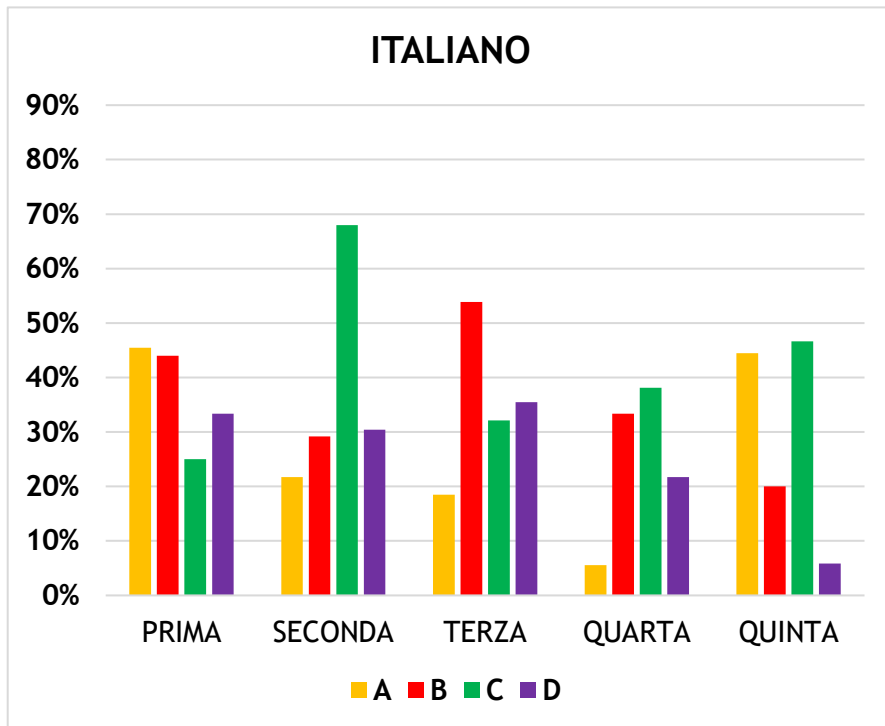
INSUFFICIENZE PRIMO QUADRIMESTRE ITE

CLASSE	ITA.	STO.	ING.	II.LIN.	MAT.	INF.	DIR.	E.POL	E.AZ	S.M.
5A	44%	11%	0%	11%	50%		17%	17%	44%	22%
5B	20%	40%	47%	20%	73%		0%	7%	80%	0%
5C	47%	20%	13%		47%	67%	40%	47%	27%	0%
5D	6%	0%	12%		12%	18%	6%	0%	18%	0%
MEDIA	29%	17%	17%	15%	45%	41%	20%	17%	42%	6%



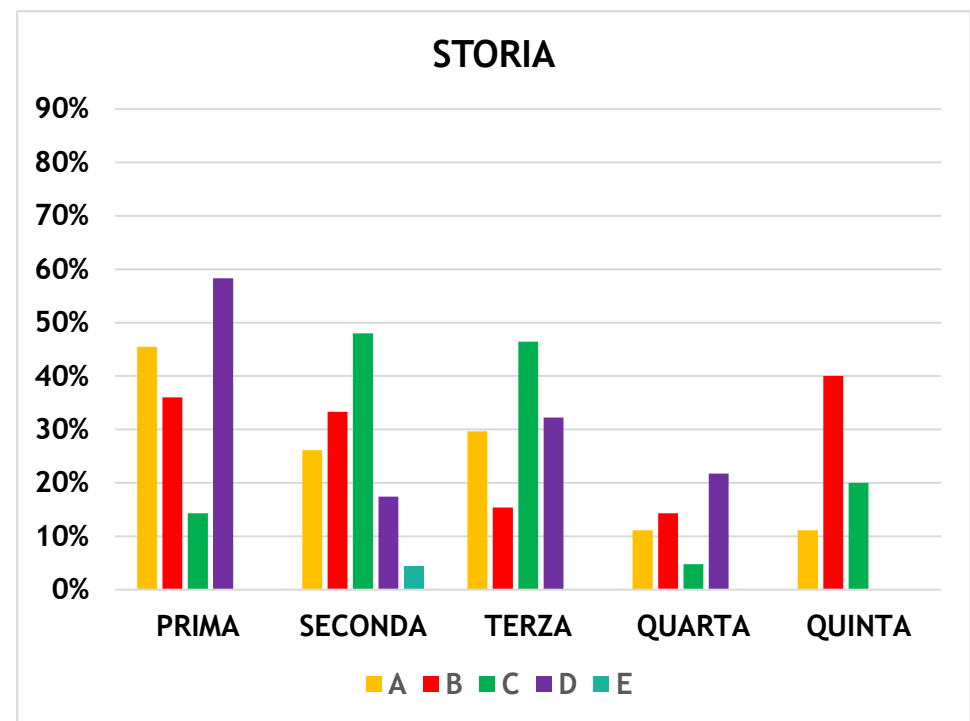
ITALIANO

SEZ/CLAS	A	B	C	D	E
PRIMA	45%	44%	25%	33%	
SECONDA	22%	29%	68%	30%	0%
TERZA	19%	54%	32%	35%	
QUARTA	6%	33%	38%	22%	
QUINTA	44%	20%	47%	6%	



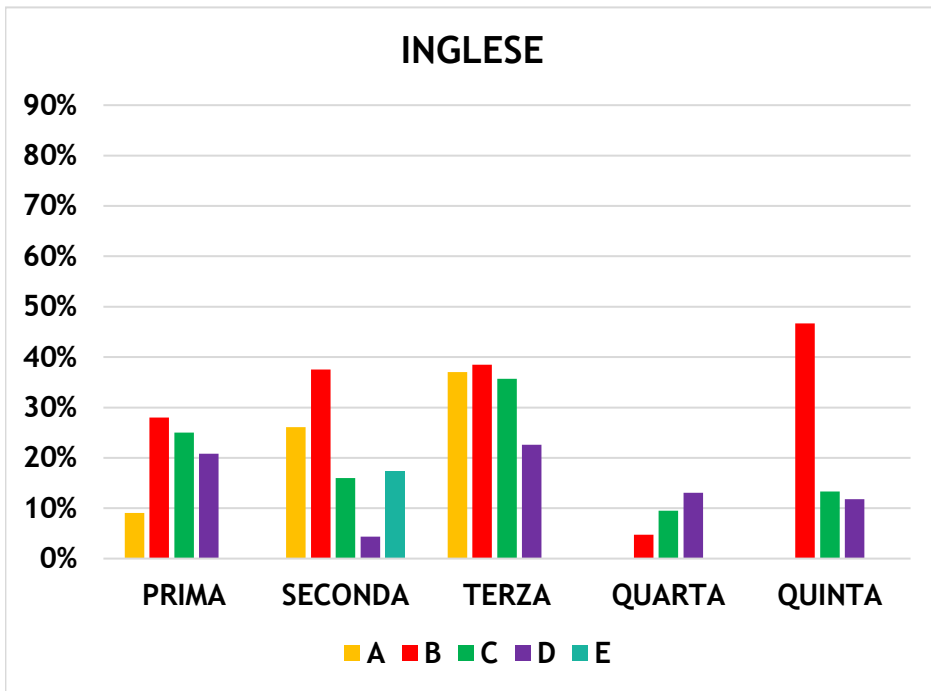
STORIA

SEZ/CLAS	A	B	C	D	E
PRIMA	45%	36%	14%	58%	
SECONDA	26%	33%	48%	17%	4%
TERZA	30%	15%	46%	32%	
QUARTA	11%	14%	5%	22%	
QUINTA	11%	40%	20%	0%	



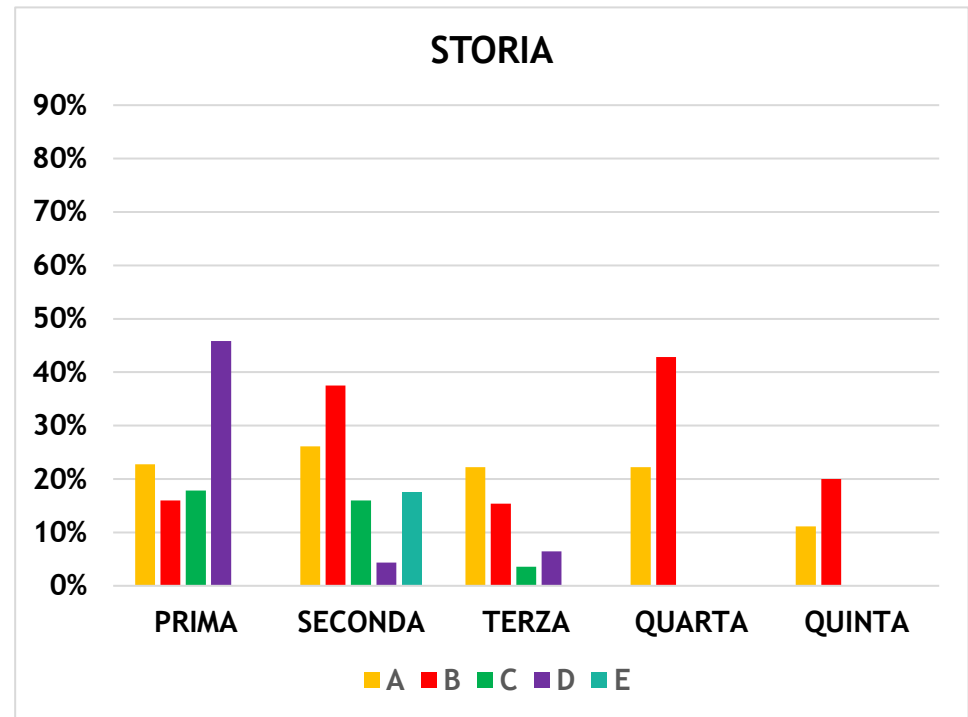
INGLESE

SEZ/CLAS	A	B	C	D	E
PRIMA	9%	28%	25%	21%	
SECONDA	26%	38%	16%	4%	17%
TERZA	37%	38%	36%	23%	
QUARTA	0%	5%	10%	13%	
QUINTA	0%	47%	13%	12%	



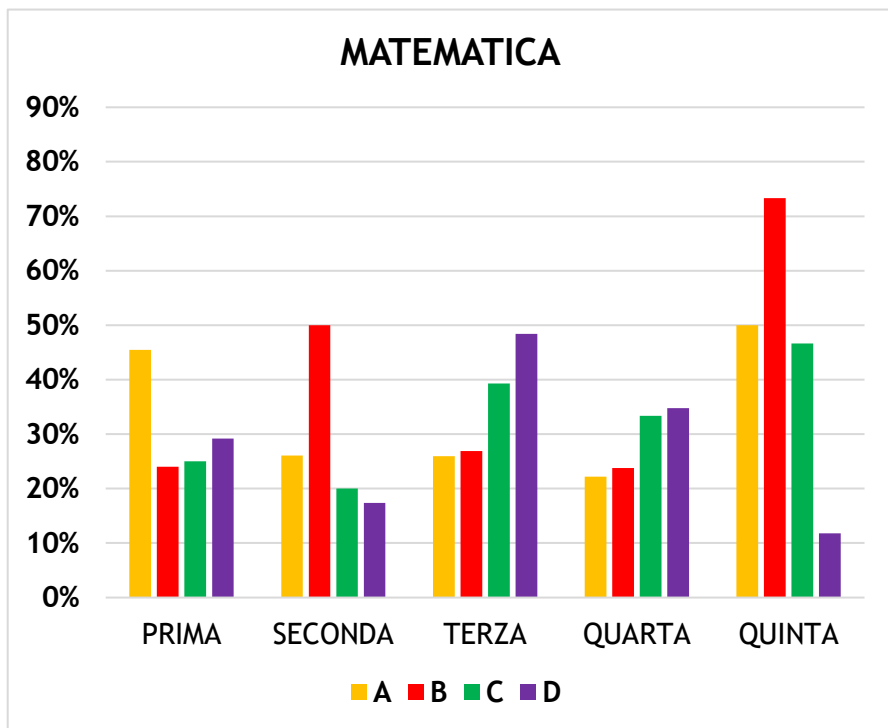
II LINGUA

SEZ/CLAS	A	B	C	D	E
PRIMA	23%	16%	18%	46%	
SECONDA	26%	38%	16%	4%	17%
TERZA	22%	15%	4%	6%	
QUARTA	22%	43%			
QUINTA	11%	20%			



MATEMATICA

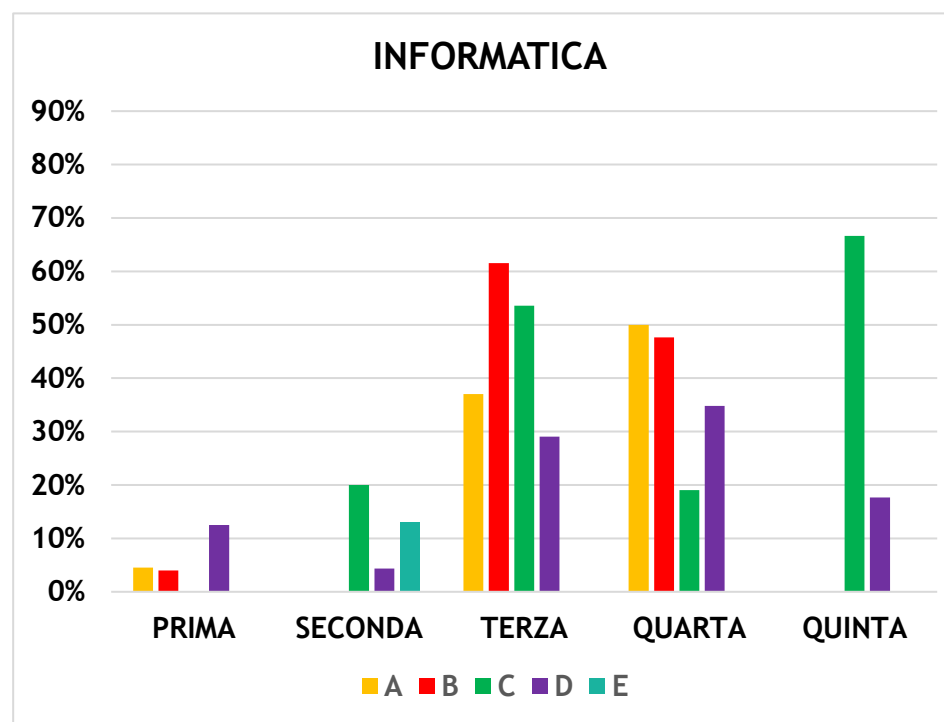
SEZ/CLAS	A	B	C	D	E
PRIMA	45%	24%	25%	29%	
SECONDA	26%	50%	20%	17%	30%
TERZA	26%	27%	39%	48%	
QUARTA	22%	24%	33%	35%	
QUINTA	50%	73%	47%	12%	



INFORMATICA

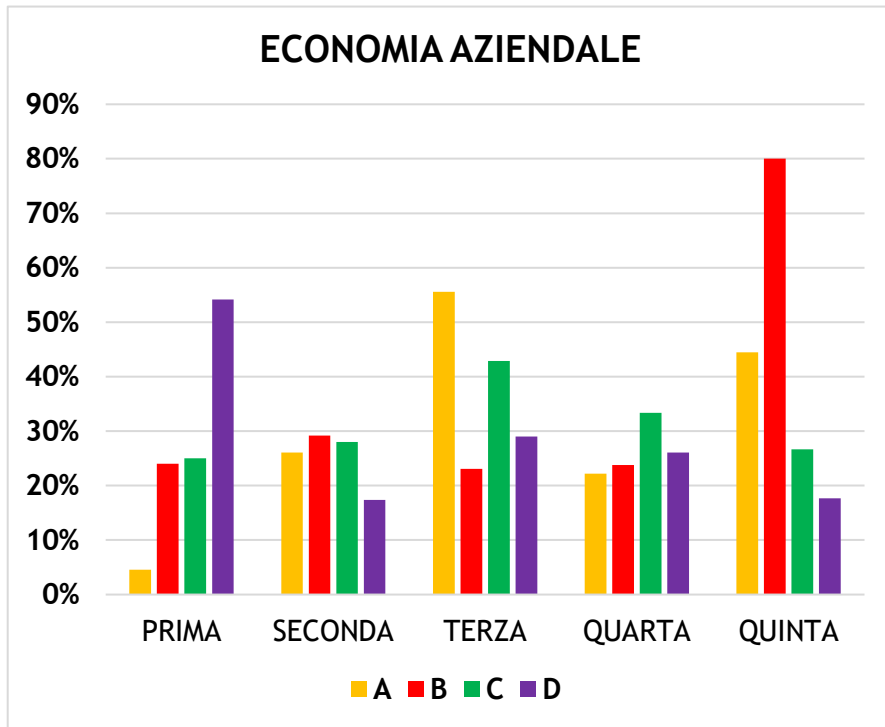
SEZ/CLAS	A	B	C	D	E
PRIMA	5%	4%	0%	13%	
SECONDA	0%	0%	20%	4%	13%
TERZA	37%	62%	54%	29%	
QUARTA	50%	48%	19%	35%	
QUINTA			67%	18%	

DA FARE



ECONOMIA AZIENDALE

SEZ/CLAS	A	B	C	D	E
PRIMA	5%	24%	25%	54%	
SECONDA	26%	29%	28%	17%	13%
TERZA	56%	23%	43%	29%	
QUARTA	22%	24%	33%	26%	
QUINTA	44%	80%	27%	18%	



DIRITTO

SEZ/CLAS	A	B	C	D	E
PRIMA	5%	32%	0%	38%	
SECONDA	35%	29%	20%	17%	22%
TERZA	22%	31%	32%	13%	
QUARTA	11%	0%	5%	0%	
QUINTA	17%	0%	40%	6%	

